

Color & Texture Inspiration



OVERALL

FEW THINGS TO NOTE:

- **PLEASE NOTE!** I made a change to the hyperlinks, instead of seeing the full link you can just click on the underlined text.
- **Design Kits Are Meant To Be A Map:** Go at your own pace - just because I've given a recommendation doesn't mean you have to pull the trigger on a room full of options! While it's true that things may go out of stock if you wait too long, your shopping list gives you a built-in color palette, overall look and dimensions to find replacements.
- **Availability:** There are definitely significant delays right now with the larger items especially. One solution is taking this list and going to the outlets and local consignment stores to find similar items which would give you the same look. I have heard that the Restoration Hardware in Katy has a much larger stock than San Marcos, for instance. The main downside is you would need to arrange delivery. I also found an RH outlet south of Denver, so you might look into that too.
- **Delivery:** Once you give the final approval for the items listed below, I'll send everything over to my William Sonoma Trade Specialist to see what delivery options there are (such as delivering things in 2 batches for instance, one this winter and one in the spring, etc).
- **Decor & Final Styling:** Things like artwork, plants & books make rooms feel homey, so I've given some direction for how to layer those final styling items. While finding art you love takes time to collect, most smaller decor items can be found easily at places like Home Goods, West Elm & Target. Even some bedding or pillow alternatives to the ones listed can be done in person!
- **Shopping Help!** It can be overwhelming to find decor, so I'm happy to go purchase it for you to take to Colorado and try. Typically when I do this in town I'll use about 2/3 of what I bring for styling, and return what wasn't needed. Since it's a little trickier doing it for the Boulder house, we can chat strategy if you want help here!

FAMILY & GAMEROOM DESIGN KIT:





Shopping List with Item Links & Details

Moodboard





Furniture Layout

Notes & Decor Recommendations





Family Room


ITEM	LINK	COST (trade discounts, delivery charges & tax not included)	ETA	DETAILS
	<p><u>Pearce 5 Piece Reclining Sofa</u> Fabric - Sunbrella Performance Chenille in Indigo Both ends recline</p>	<p>\$7595</p>	<p>Mid February</p>	<p>OVERALL (UPRIGHT): 120" w x 120" d x 40" d x 38" h OVERALL (FULLY RECLINED): 91" w x 91" d x 60" d x 38" h INSIDE SEATING: 93" w x 24" d x 20.5" h Arms: 8" W X 39" D X 26" H Legs: 2.25" DIA, 1.75" H Cord: 8' Weight: 255 LBS</p>
	<p><u>WATERFALL COFFEE TABLE</u> Williams Sonoma, -Marble & Wood Coffee Table</p>	<p>\$1699</p>	<p>Late March</p>	<p>Overall: 52"L x 40"W x 16"H Top thickness: .75" Clearance under table top: 15.25" Lower shelf: 52"L x 40"W Legs: 10"W x 1"D x 15.25"H Weight capacity: 214 lb. Weight: 203 lb.</p>
	<p><u>MEDIA CONSOLE</u> Pottery Barn - Under TV</p>	<p>\$1299</p>	<p>Mid December</p>	<p>Overall: 60"w x 18"d x 35"h.</p>
	<p><u>SHELF FLOOR LAMP</u> At Sofa Arms - West Elm</p>	<p>\$399 x 2</p>	<p>Late January</p>	<p>Overall: 18.5"w x 16"d x 67.5"h. Base: 9"diam. x 67.5"h. Shade: 16.5"diam. x 12.5"h. Cord length: 8'. Product weight: 18.75 lbs.</p>

Family Room

ITEM	LINK	COST (trade discounts, delivery charges & tax not included)	ETA	DETAILS
	<p><u>Wells Leather Tufted Recliner</u> in Churchfield Camel w/ Bronze Base - Pottery Barn</p>	<p>\$2099 x 2</p>	<p>Early March</p>	<p>OVERALL: 33.5" w x 36.5" d x 38" h SEATING: 20" w x 23" d x 20" h ARMS: 6.5" w x 22" d x 24" h SEAT HEIGHT: 20" BACK FRAME: 25" DIAGONAL DEPTH: 36"</p>
	<p><u>NERO SIDE TABLE</u> Black, Crate & Barrel</p>	<p>\$269</p>	<p>In Stock</p>	<p>25" H x 19" D</p>
	<p><u>WALNUT STORAGE CONSOLE</u> At shared library wall</p>	<p>\$1695</p>	<p>Late November</p>	<p>72"L x 20.5"D x 26"H.</p>
	<p><u>TABLE LAMP X2</u> For Console, Pottery Barn</p>	<p>\$219 x 2</p>	<p>In Stock</p>	<p>Overall (without shade): 10.5" wide x 10.5" deep x 20.5" high Overall (with shade): 14.5" wide x 14.5" deep x 25.5" high Base: 10" diameter Shade (1): 12.5" (top diameter); 14.5" (bottom diameter, 9" high) Cord: 6.5'</p>

Family Room

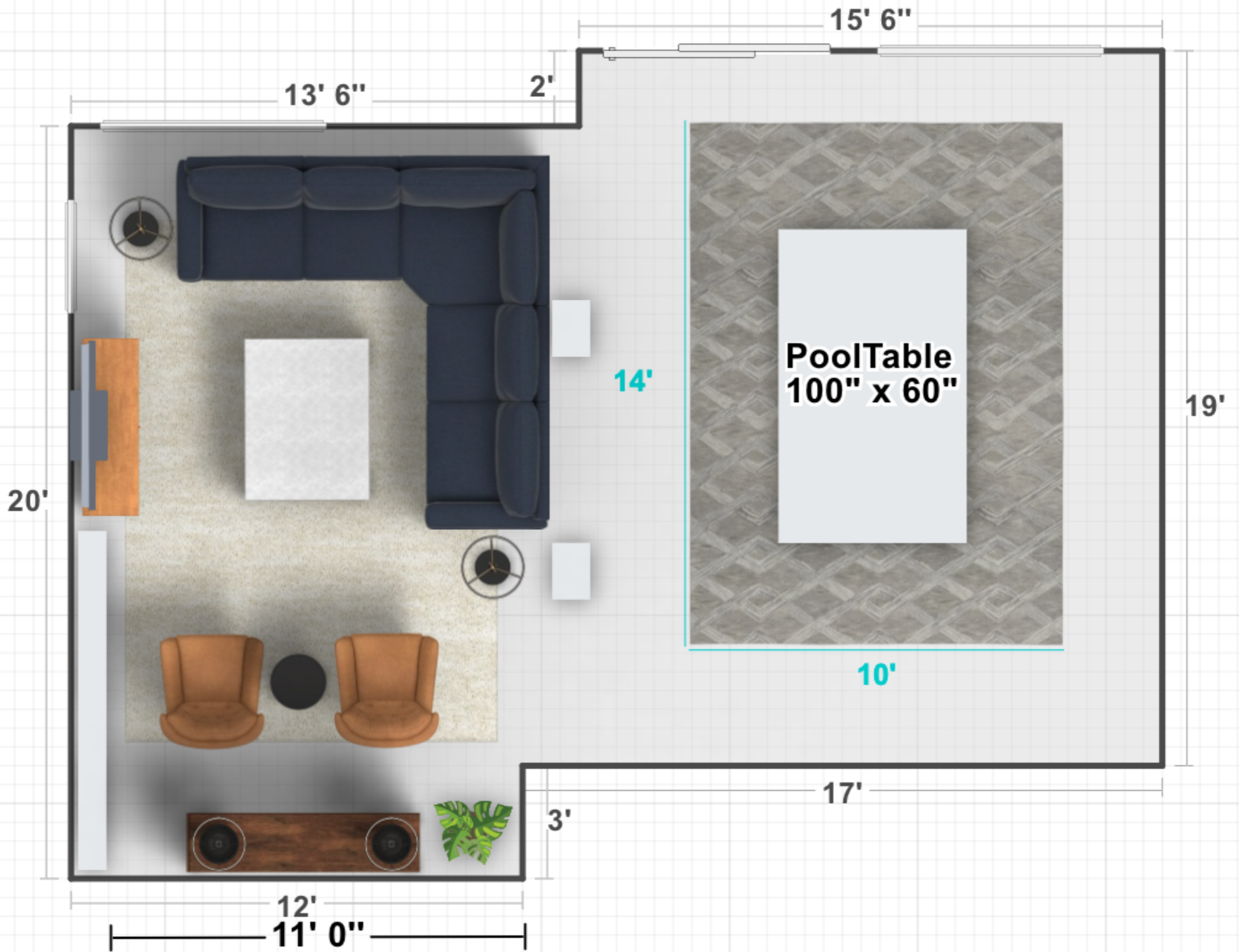
ITEM	LINK	COST (trade discounts, delivery charges & tax not included)	ETA	DETAILS
	<p><u>THROW</u> Mountain Coal, Sackcloth & Ashes</p> <p>I also loved a lot of their other colors and patterns, but most are sold out right now.</p>	<p>\$120 x 2</p>	<p>In Stock</p>	<p>Size: 72"l x 60"w / 3 lbs</p> <p>Contents: Recycled Wool / Recycled Polyester / Recycled Acrylic</p> <p>Care: Wash Cool, Gentle Cycle / Tumble Dry Low</p>
	<p><u>PILLOWS AT LEATHER CHAIRS</u></p> <p>Pottery Barn</p>	<p>\$40 x 2</p>	<p>In Stock</p>	<p>20" x 20"</p>
	<p><u>PILLOWS AT SOFA - Set of 2</u></p> <p>in Pewter, 24" x 24", Pottery Barn</p>	<p>\$199 x 2</p>	<p>In Stock</p>	<p>24" x 24"</p>
	<p>Decor Allowance</p>	<p>\$950</p>		<p>Recommendations on "Family Room Notes" page.</p>
<p><u>Family Room Total</u></p>		<p>Page 1 - \$11,391 Page 2 - \$6,600 Page 3 - \$1,668 \$19,659</p>		
<p><u>Trade Discount</u></p>		<p>20%</p>		
<p>Estimated Total prior to tax & Delivery Fees >></p>		<p>\$16,382</p>		



Example of using that existing railing as a layered art ledge.

This will be a great spot for a piece of art, but for the purpose of the moodboard I put your Sackcloth & Ashes throw here. ;-)





FAMILY ROOM

FEW THINGS TO NOTE:

- **Paint & Carpet:** Most of your photos either had very light or very dark walls. I'm unsure how the family room walls & carpet are in person, but from the photos they lean a nice & neutral grey. Once all the pieces are in, painting may be something to consider so you get that high contrast you seem to gravitate toward.
- **Rug:** I deleted the rug in this room altogether, and honestly given the existing carpet, a rug isn't necessary on the family room side, however you might want one under the pool table to help with sound. If after everything is in, you'd like to place a rug, I'd advise a 10' x 14'.
- **Storage:** The console at the library wall serves 2 purposes, soothing lamp light and storage for blankets, games, etc. And art would be great above it, but so would a giant mirror to reflect the windows on the opposite wall.
- **Coffee Table:** I selected this coffee table because it will add a good amount of bright white in a very durable way, with lots of surface area for spreading out with take-out or pandemic puzzling! Ha!
- **Side Table Floor Lamps Combo:** Given the somewhat narrow & long room, it can be a tight path between the couch arms and the recliners, so I thought a good solution was this combo lamp. However if you guys prefer a traditional side table and separate lamp, I have a few narrow ones as backup.
- **Decor Recommendations:** Artwork above console between lamps, something 1/2 to 3/4 as wide (if mirror, go as wide as possible), hung 5" - 9" above it // Plant in a corner by console, something with a wispy, organic shape, 2.5'-4' tall. // Large wicker or rattan tray on coffee table, with dark bowl to hold remotes. // Consider using that railing as an artwork ledge and hanging art so that it rests on the ledge in a layered look (example on moodboard). // A rug under the pool table, I'd say a 9' x 12' minimum up to as large as you can fit.